



# Contents

- 03 Greetings from Sara
- 04 SAGOSKATT collection
- 05 Soft toy drawing competition
- 06 Types of Christmas trees
- 09 Winter art & craft
- 10 Christmas advent calendar
- 12 Spot the difference
- 14 Endangered species
- 15 About polar bear

- 16 10 cool facts about polar bear
- 18 Threats to polar bears
- 20 Inbox@ småles
- 23 Colour me
- 24 Comic

## Hej småles!

We are coming to the end of the year with great learnings over the past few bug news issues. Let's enjoy this holiday season by learning more about Christmas festivities. Ever wondered, there are more than one types of Christmas tree? Flip through to page 6 and explore the different type of Christmas trees and get occupied the whole month of December with our exclusive advent calendar on page 10.

We will also learn about endangered species and indulge into polar bears and the threats they face. Visit page 15 for more info.

With Big Bug hugs,  
Sara



# Designed by kids

supporting children's right to play

Say hi to Llama, Candy, Brown bear, Globeman, Eggplant car and Ladybug mouse – our new SAGOSKATT soft toy collection. They are all designed by kids that participated in our annual drawing competition. The full purchase price goes to local initiatives supporting children's right to play, develop and have fun. Find out more at [IKEA.my/SAGOSKATT](https://www.ikea.com/my/SAGOSKATT).



## Eggplant car

Designed by Ayaan, 8 years old: "My Halloween-themed terrifying car likes to lie under my bed and scare intruders away. You can have fun too when you see how my car frightens the enemies."



## Ladybug mouse

Designed by Maria, 9 years old: "My soft toy looks like a mouse dressed as a ladybug. She's changing costumes for a carnival party. Play with her and treat her well."



## Candy

Designed by Clemence, 8 years old: "I love candy and my soft toy also eats loads of candy. She's lucky since she can travel and make other children happy. Please hug a lot."



## Globe man

Designed by Yo-Pong, 12 years old: "It's the beautiful planet we live on and I dream that one day I can rollerblade to every corner of the Earth. There is only one planet, so we must take good care of it."



## Llama

Designed by Christel, 6 years old: "I've drawn a llama, an animal that I like. I told my soft toy to always be with you and keep you company. Give Llama a lot of love, because it's special."



## Brown bear

Designed by Sofia, 6 years old: "My soft toy is a bear and during the day it rides on a dog. Good bear, soon you'll be loved! Treat him well and sometimes watch movies together."

# Come help us draw a cuddly soft toy!

We need some help from the world's youngest designers below 12 years old. Join our drawing competition from 19 - 29 November 2020 and stand a chance to turn your drawings into cuddly toys. Find out more info at [IKEA.my/Family/Softtoy](https://www.ikea.com/my/Family/Softtoy)

## How to participate:

1. Download the drawing template at <https://family.ikea.com.my/drawing-template>
2. Start drawing
3. Submit your drawing online and you'll receive an e-Diploma via email



## Types of Christmas trees

Christmas tree, an evergreen tree decorated with lights and ornaments as a part of Christmas festivities. Christmas trees can be fresh-cut, potted, or artificial and used as both indoor and outdoor decorations. Christmas tree can be categorised in many different types, but the two famous types are: **Fir Trees** and **Pine Trees**.

**Fir trees** are a genus of the evergreen coniferous trees and are also a popular choice for the holiday season.

The balsam fir is an evergreen tree best known for its conical shape and dense, dark-green leaves that are flat and needle like. The most common Christmas tree used in many homes as it looks good and smells well.



Balsam Fir

The yellow-green branches of the fraser fir feature a conical shape with branches that angle slightly upward. Also known for being extra sturdy, making this Christmas tree a great option for heavy ornaments.




Fraser Fir

This fir tree displays a full pyramid shape with blue or dark green leaves that have one of the richest scents of all the Christmas trees.



Canaan Fir

A medium-growing evergreen tree that features fantastic needle retention. Leaves are flat and needle like, with a nice green color.



Douglas Fir



White Pine

The white pine features needles that grown in bundle. With bluish-green hues and pointed tips, the branches of this Christmas tree are flexible and give off little to no aroma.

Sources:  
• <https://www.britannica.com/plant/Christmas-tree>  
• <https://www.proflowers.com/blog/16-types-of-christmas-trees>

## Pine trees

are evergreen conifers in the pinus genus and are the most common coniferous tree around the world.

The scotch pine is also known for its long term needle retention, meaning less clean-up for you when Christmas ends. Fun fact, it's also the national tree of Scotland.




Scotch Pine



Virginia Pine

Can be easily identified due to its short and twisted needles that grow in pairs. This particular pine tree features short branches with dense foliage that respond well to trimming.

Learn  
how to  
draw



## Winter art & craft

Make your very own handmade  
Christmas tree!

\*Parental guidance recommended.

### Materials:

- 3-5 empty tissue paper roll
- Green paint
- Newspaper or scrap paper
- Hole puncher
- PVA glue
- Bakers twine (optional)

### Steps:

1. Flatten the tissue paper roll and sketch a Christmas tree to your preferred size.
2. Cut the outline of the Christmas tree sketch.
3. Next, mix the PVA glue with the green paint to paint the tree. Then wait till it's dry.
4. Make some paper confetti from newspapers/scrap papers using a hole puncher and draw a star on the paper to cut a Christmas tree star.
5. Once done, use the glue to stick the confetti around the tree and add the star at the top of the tree.
6. Finally, allow the craft to dry completely and make a loop with your bakers twine to hang the Christmas trees at your favourite places.

Source:  
<https://www.redtedart.com/toilet-paper-roll-christmas-tree/>

# Christmas advent calendar

1 Dec

It's the holiday season! Give yourself a big hug and say "I did great and I love myself very much"

2 Dec

Learn a new Christmas song

3 Dec

Enjoy a great dinner meal with your family and create sweet memories

4 Dec

Read a book about Christmas stories

5 Dec

Wrap the presents with recycled newspapers

6 Dec

Decorate the Christmas tree

7 Dec

Recycle unused newspapers

8 Dec

Make some homemade Christmas cards

9 Dec

Make a wish list with 10 things you want to do in 2021.

10 Dec

Write a letter to santa

Dear Santa

11 Dec

Clean out your toys and donate good quality toys to charity

12 Dec

Make a DIY Christmas tree.

View page 9

13 Dec

Make a delicious hot chocolate with your parents

14 Dec

Bake Christmas biscuits for your family and share it with your neighbours

15 Dec

Visit an elderly home and hand out homemade cookies

16 Dec

Invite a few friends over for a cookie decorating party

17 Dec

Make a "Thank you card" for your parent and write how much they mean to you.

18 Dec

Dance to a Christmas Song

19 Dec

Share a joke: What's Santa's favourite sandwich? — Peanut butter and jolly.

20 Dec

Go Christmas shopping with your parents

21 Dec

Wrap some Christmas gifts for your mom and dad.

22 Dec

Watch a Christmas film with your whole family

23 Dec

Take a picture with your whole family with a big, big smile

24 Dec

Sing a Christmas song to your whole family and wish everyone "Merry Christmas and have a blessed year ahead"



## Spot the difference

Can you spot 20 differences? Circle and number each difference you can find!

Send in your answers with your name, Smålish passport number, age, address and contact details to [sara@smales.com.my](mailto:sara@smales.com.my) or smales, No.2, Jalan PJU 7/2, Mutiara Damansara, 47800 Petaling Jaya, Selangor by 11 December 2020. 30 lucky winners will each win a MATVRÅ Place mat.





## Endangered species

An animal is endangered when there are so few left alive on the planet that the entire species is in danger of vanishing forever. When a species is completely gone—and not a single one survives anywhere on Earth—it is considered extinct. Unfortunately, one in every four mammals are endangered. Let's get to know more about the beautiful and majestic polar bears which have been classified as an endangered species.



## About polar bear

The polar bear or the sea/ice bear are the world's largest land carnivore. They live along shores and on sea ice in the icy cold Arctic. When sea ice forms over the ocean in cold weather, many polar bears, except pregnant females, head out onto the ice to hunt seals.

Polar bears primarily spend 50% of their time hunting. They often rest silently at a seal's breathing hole in the ice, waiting for a seal in the water to surface. A polar bear may also hunt by swimming beneath the ice.

Type:	Mammals
Diet:	Carnivore
Average Life Span in the wild:	25-30 years
Size:	Head and body: 7.25 to 8 feet; Tail: 3 to 5 inches Weight: 408 to 726 kilograms

Polar bears are important as they represent a strong cultural significance for Arctic people and are the top predators in the food web which is significant to balance the food chain and ecosystem.

### Sources:

- <https://kids.nationalgeographic.com/animals/mammals/polar-bear/>
- <https://www.worldwildlife.org/species/polar-bear>



# 10 cool facts about polar bear

1

Polar bears are classified as marine mammals as they spent their lives in the ice sea.



2

Polar bears are actually black, not white because furs are translucent, and only appears white because it reflects visible light.



6

Male polar bears can weigh as much as 10 men.



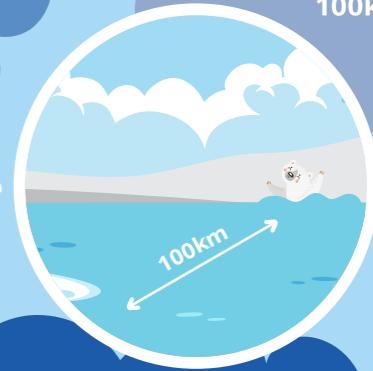
7

Scientists can extract polar bear DNA from just their footprints.



8

Despite their size and bulk, polar bears are excellent swimmers, and have been spotted in waters over 100km offshore.



3

They can swim constantly for days at a time.



4

Polar bears can overheat due to running and when temperature rises.



5

These magnificent mammals have an incredible sense of smell (up to 16km away) which they use to track their favourite grub, seals.



9

At birth, the polar bear cubs are only around 30cm long and weigh around half a kilogram – that's about the same as a guinea pig!



10

Polar bears clean themselves by rolling in the snow.



Sources:  
[https://www.natgeokids.com/uk/discover/animals/general-animals/polar-bear-facts/#:~:text=1\)%20Polar%20bears%20are%20found,\(meat%20eaters\)%20on%20Earth!](https://www.natgeokids.com/uk/discover/animals/general-animals/polar-bear-facts/#:~:text=1)%20Polar%20bears%20are%20found,(meat%20eaters)%20on%20Earth!)  
<https://www.wwf.org.uk/learn/fascinating-facts/polar-bears>  
<https://arctickingdom.com/10-fast-facts-polar-bears/>

## Threats to polar bear

Climate change is the greatest threat to polar bears. It is the process of our planet heating up and affecting the sea ice habitat which makes it harder for polar bears to hunt.

Due to the climate change, ice melts faster and reforms back slower and this has led to fewer opportunities for polar bears to feed and the growth of polar bears declines or in a poorer condition.



Unhealthy bears can mean lower reproduction rates, higher cub mortality – and eventually, local extinction. The main causes of death for cubs are lack of food or lack of fat on nursing mothers.

Toxic pollution is also a threat to the polar bears because food chains are exposed to high level of toxic chemicals and polar bears feed on them, this then affects their growth.

Source:

- <https://arcticwwf.org/species/polar-bear/threats/>
- <https://www.natgeokids.com/uk/discover/geography/general-geography/what-is-climate-change/>

## How can we help these endangered species?

Pay a visit to the local zoo or nature reserve.

Some nature reserve or zoo have special guided tours and walks for kids. Talk to the rangers to find out whether there are any threatened species and how they are being protected. Learn more about these endangered species and join the local wild life activity organised.

The power of sharing knowledge.

Research about endangered animals by reading encyclopedia, books or watching videos. Learn how the animal lives and what it eats. Try mirroring their body language to get a better feel for the animal and share what you've learned with your family and friends. The more you share the more everyone gains knowledge.

Recycle and buy sustainable products.

At home, you can help sort rubbish into things that can be recycled and things that can't. Many things can be recycled, including steel, aluminium cans and more. By recycling things, we are able to reduce the amount of rubbish and this will help the environment.

Sources:

- <https://www.environment.gov.au/biodiversity/threatened/publications/factsheet-green-kids-guide-threatened-species-9-ways>
- <https://kids.nationalgeographic.com/explore/nature/mission-animal-rescue/raise-awareness/>

# INBOX @ SMALES



**Last issue's theme:**  
It's finally time for Sara and Bugbug to decorate their Christmas tree! How do you think it turned out?

It was the day before Christmas day. Birdon was on his way home from Mars when he dropped his present. Birdon is a flying chicken from the Land of Happiness. The present was given to him by his friend, Chickadee. The present fell right under Sara and Bugbug's Christmas tree. Birdon flew down to Earth to search for his present. When he found it under the Christmas tree, he wanted to pick it up and leave but the present started to shake on its own. Birdon felt scared and stepped back. Moments later Sara and Bugbug came. They looked at Birdon and said, "Who are you?" Birdon said, "I M BIRDO." (This is Land of Happiness language.) Birdon opened the present. There was an egg that was cracking. Suddenly, a face of a dinosaur came out. It was a baby stegosaurus! Sara and Bugbug were so happy to see the baby stegosaurus. So, Birdon gave them the present that was meant for him to Sara and Bugbug because they were so happy. Birdon said, "KEE IT N I WIL COM BAC FO IT NEX YEA." Birdon stayed until it was Christmas Day before he flew back home. "HAPP CHRISTMA DA!"

**Asher Goh, 7 years old**

## A GIFT FOR ALL!

Every year, under the Christmas tree, there will be a present for Sara and Bugbug each. However, this year there is an extra present with no name on it. Sara and Bugbug had opened their own presents. Sara happily wrapped her brand new knitted wool scarf around her neck and put on the fancy pair of gloves. She had been longing for these two items since winter started. She thanked Santa silently for knowing just the right things for her. Then, she turned to see Bugbug dancing a jig in his new pairs of snow boots. He was humming 'Jingle bells' as he did a few stunts to show off the glitter boots. It was obvious that he had gotten what he wanted too. "Trust Santa to know everything!" Sara thought out loud. "Yeayyyy! Time to open the EXTRA PRESENT!!!!" Bugbug clapped her 3 pairs of feet in excitement. "It's not ours!" Sara shook her head firmly. "Well, it's lying under OUR Christmas tree!" argued Bugbug. "Hmmm, I'll have to agree with you on that one..." said Sara. "C'mon... Let's just open it! We'll decide on what to do, later." urged Bugbug. Giving in to Bugbug's childish tantrums, Sara finally decided to open the extra present. Inside, they found nothing but an empty pouch sack. Both Sara and Bugbug were staring at it dumbfounded, when... "MERRY CHRISTMAS!!! Sara and Bugbug!!!!" came the loud and cheerful greeting from the neighbourhood children at the door. Before Sara and Bugbug could turn to respond, lo and behold, 10 little gift boxes wrapped in gold, silver, green and red came flying out of the pouch sack and landed straight on each child's hands. The children were all amazed at the magic and excited with their little gifts. They hugged and thanked Sara happily before they skipped all the way back home. Looking at the joyful children, Sara knew exactly what Santa had meant for her to do with the pouch sack. "This empty pouch sack was a Gift for All!" She carried the empty sack over her shoulder and started touring all the houses in the neighbourhood, Bugbug flying ahead in his new pairs of boots. As soon as the children came to answer the door, a shiny little gift would fly out of the sack and land on each child's hands. It was a sight to see the children grinning ear to ear and shouting 'Merry Christmas' while holding their little gifts. Yes indeed, this is A Gift for All! Ho! Ho! Ho! Merry Christmas everyone!

**Shakkthivel a/I P.Ruthreswaran, 6 years old**

**Last issue's theme:**  
Every year, under the Christmas tree, there will be a present for Sara and Bugbug each. However, this year there is an extra present with no name on it. What do you think is inside the present and who left it there?

**It's a beautiful day with sun ray shining through the window and colourful flowers flourishing at the front yard. Sara and Bugbug were having their tea time and adoring the beautiful nature and flying birds. Slowly the cloud starts to turn gloomy and....**

Include your name, age, Smålish passport number and address, and send your letter to [sara@smales.com.my](mailto:sara@smales.com.my) or [smales](mailto:smales), No 2, Jalan PJU 7/2, Mutiara Damansara, 47800 Petaling Jaya, Selangor by **11 December 2020**. 2 lucky winners will each win a **LUSTIGT Wall shelf**.



**Cynleigh Loo, 5 years old**



**Khoo Chong Hong, 6 years old**



**Sara and Bugbug were relaxing at a beautiful garden by the lake, what do you think they see?**

Include your name, age, Smålish passport number and address, and send your drawing to [sara@smales.com.my](mailto:sara@smales.com.my) or [smales](mailto:smales), No 2, Jalan PJU 7/2, Mutiara Damansara, 47800 Petaling Jaya, Selangor by **11 December 2020**. 2 lucky winners will each win a **LILLABO 3-piece train set**.

Find the identical  
Christmas photo



Colour me

